
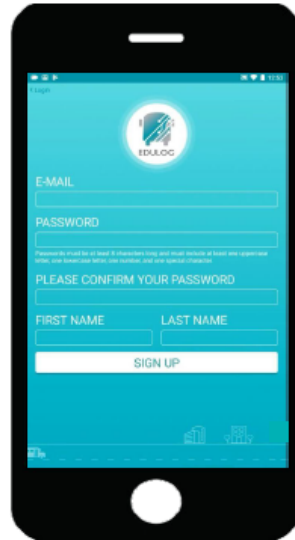


### 1 Install App



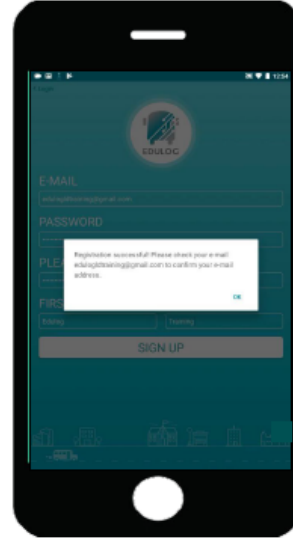
- Install the app
- Find on Google Play Store
- or iOS App Store
- EduLog Parent Portal Lite

### 2 Registration



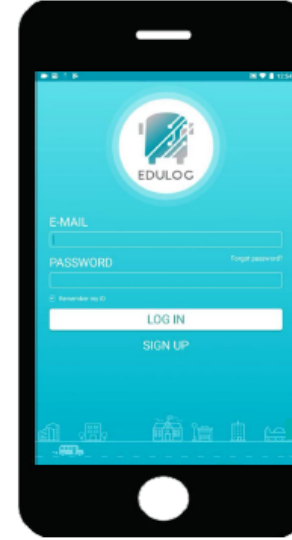
- Select Sign Up at Log In
- Enter your E-mail
- Enter & Confirm Password
- Add your First & Last Name
- Tap on Sign Up

### 3 Confirm E-mail



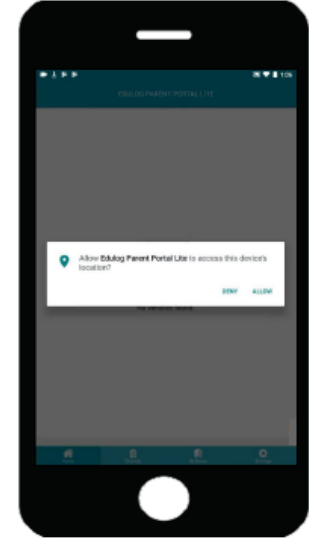
- Check your E-mail
- In your E-mail:
- Click on the link to activate
- Account verification will appear

### 4 Log In



- Enter E-mail
- Password
- Tap Log In

### 5 Access Location



- Tap Allow to allow the app to use location for orienting the map.

### 6 No Vehicles



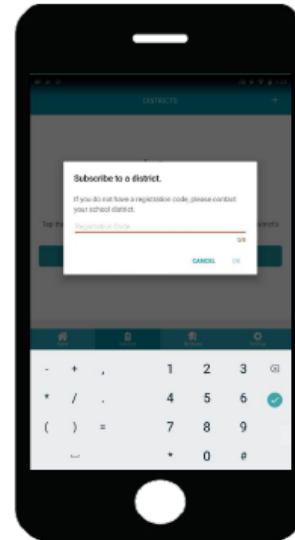
No vehicles will be listed until you subscribe to a district.

### 7 Subscribe to District



- Tap on Districts in the menu
- Then click on Subscribe

### 8 Registration Code



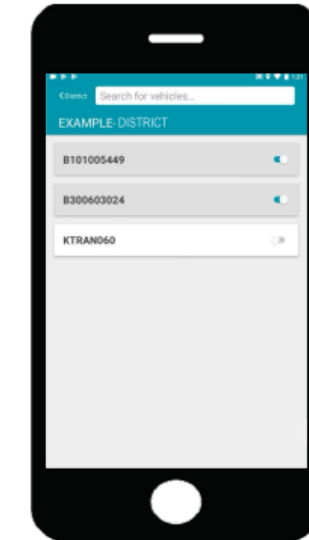
- Enter the code
- Provided by your district
- Then tap Ok

### 9 Districts



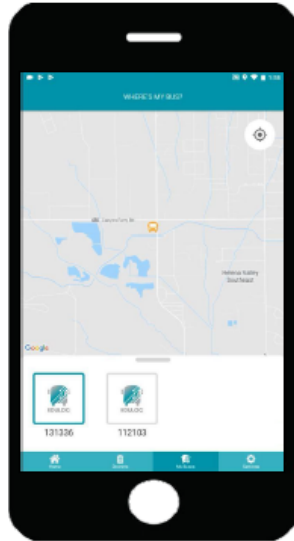
Tap on your district name to view the bus list.

### 10 Follow Buses



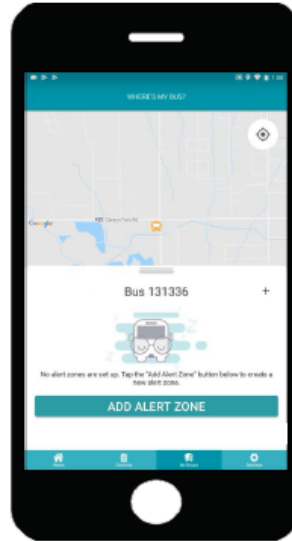
Tap on the slide button to activate each bus.

### 11 Where's My Bus



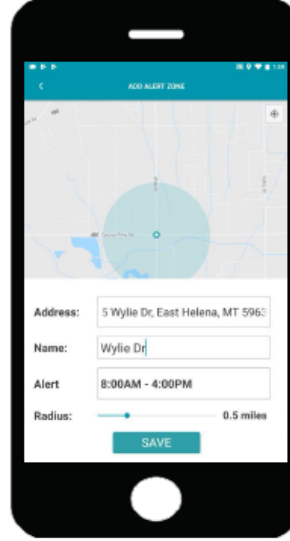
Tap on My Bus in the main menu below.

### 12 Add Alert



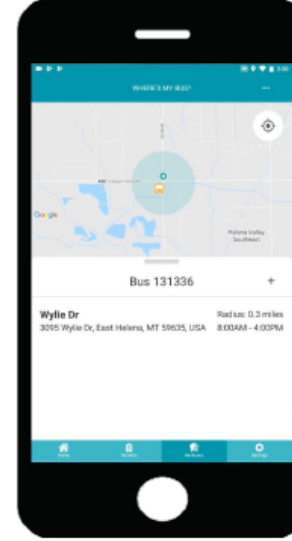
- Slide the bus list window up.
- Tap on Add Alert Zone

### 13 Alert Zone



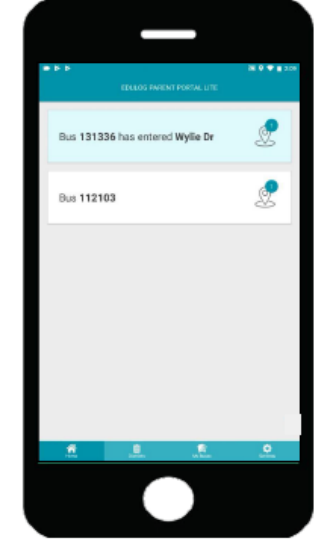
- Pan map to location
- Or enter an address
- Enter an alert name
- Adjust time, radius & save

### 14 View Alert




Alert Zone information will appear.

### 15 Notified



On the Home page you will see alerts only if notifications are ON.

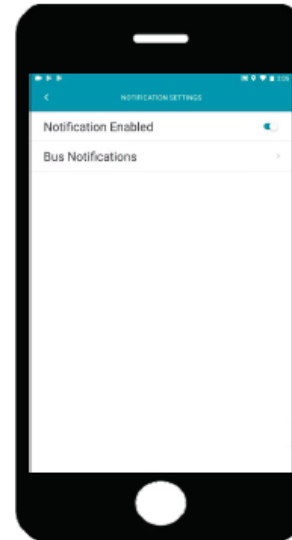
### 16 Settings



Tap on Settings in the main Menu below for:

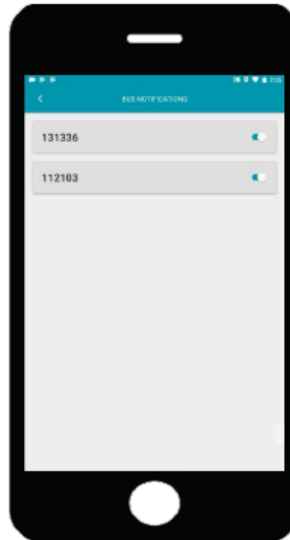
- Notifications
- Password
- Profile (pencil icon)

### 17 Notifications



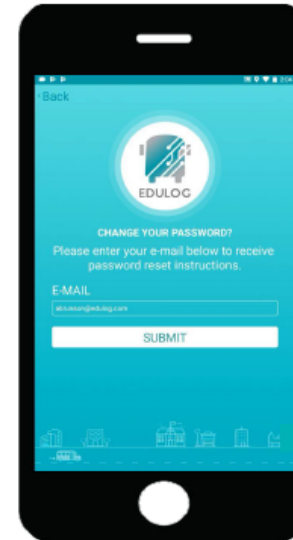
- Select Notification Settings
- Enable Notifications
- Tap on Bus Notifications

### 18 Bus Notify



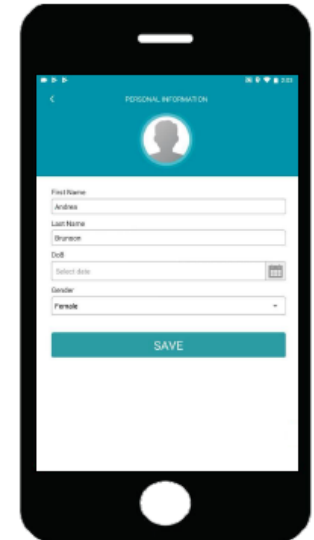
- Enable each bus

### 19 Password



- Select Change Password
- Enter E-mail
- Submit
- Check your E-mail
- Tap Ok

### 20 Profile



Verify your information and then select the calendar icon to add your birthday.